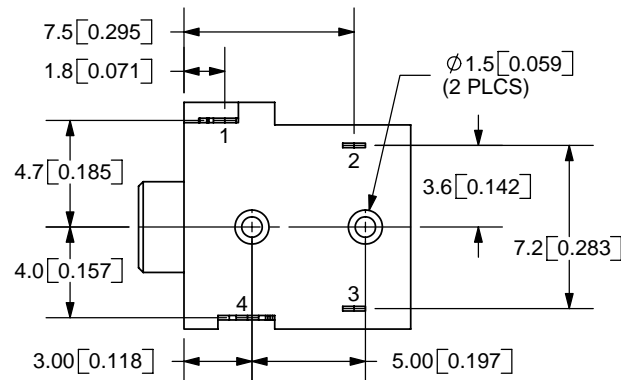
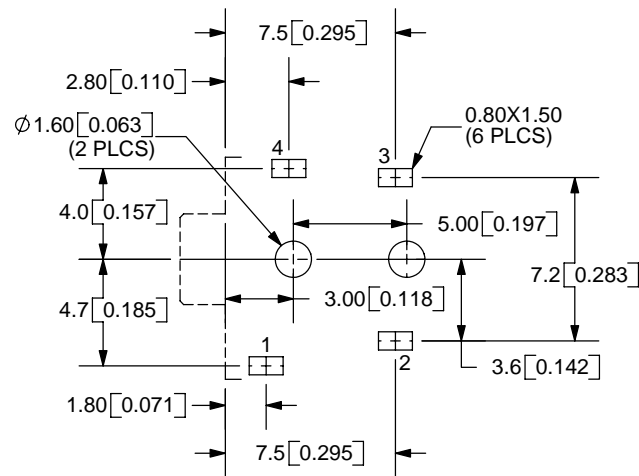
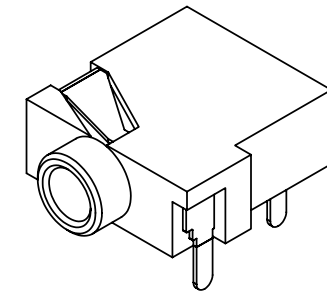
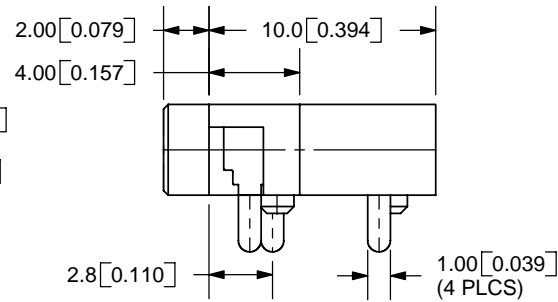
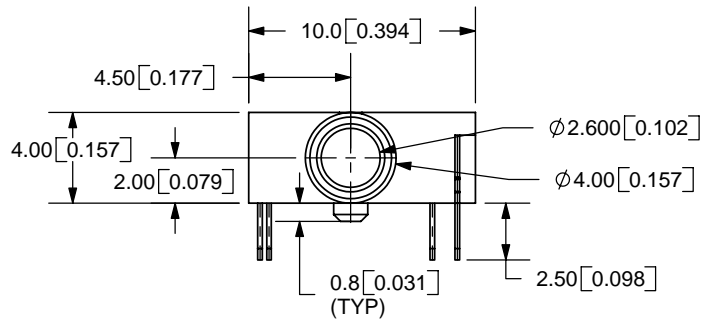


REV.	DESCRIPTION	DATE
A	NEW DRAWING	11/2/2005



PCB LAYOUT
TOP VIEW

TOLERANCE:
X.X ±0.2mm
X.XX ±0.1mm
X.XXX ±0.05mm



MODEL NO.	SJ1-42514
SCHMATIC	

SPECIFICATIONS:
 RATING: 16V DC @ 300mA
 CONTACT RESISTANCE: 30m OHMS MAX
 INSULATION RESISTANCE: 50M OHMS MIN: 500V DC
 VOLTAGE WITHSTAND: 500V AC R.M.S. FOR 1 MINUTE
 LIFE: 5,000 CYCLES

	MATERIAL	PLATING
TERMINAL 1	Copper Alloy	Gold Flash
TERMINAL 2	Copper Alloy	Gold Flash
TERMINAL 3	Copper Alloy	Gold Flash
TERMINAL 4	Copper Alloy	Gold Flash
HOUSING	PA66	



9615 SW Allen Blvd., Ste. 103
 Beaverton, OR 97005
 Phone: 503-643-4899
 800-275-4899
 Fax: 503-372-1266
 Website: www.cui.com

TITLE:	AUDIO JACK W/4 CONDUCTORS 2.5mm	REV:	A
PART NO.	SJ1-42514	UNITS:	MM [INCHES]
DRAWN BY:	ZRJ	APPROVED BY:	
		SCALE:	3:1

PC FILE NAME:
SJ1-42514

COPYRIGHT 2006 BY CUI INC.